



NEW DESIGNS



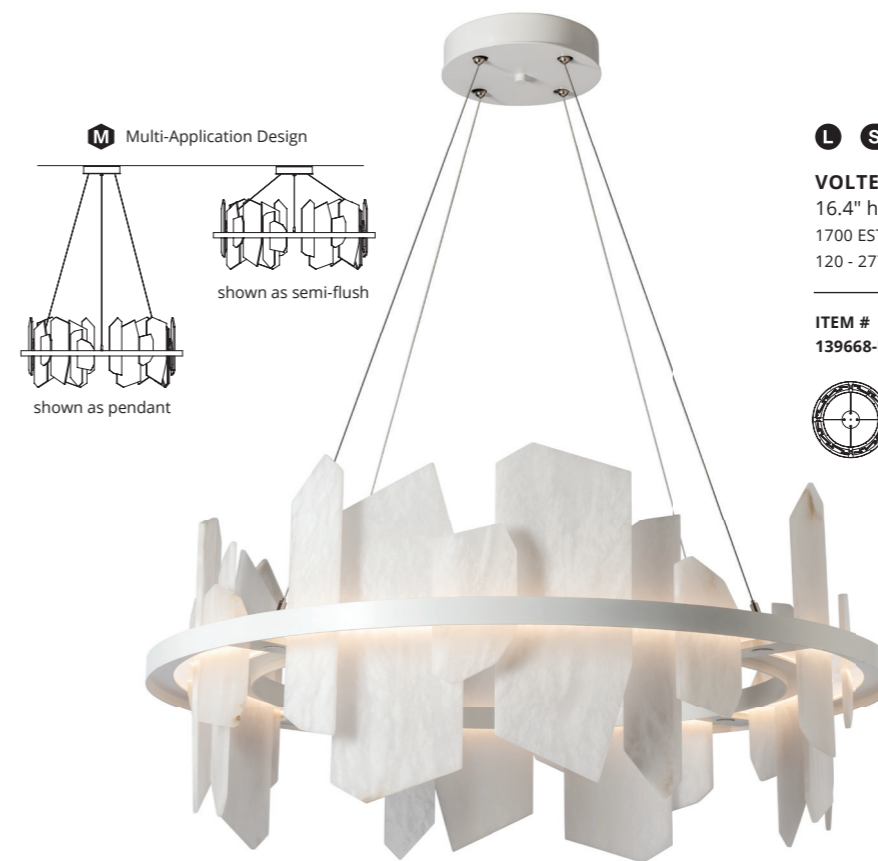

HUBBARDTON FORGE. 2024



Light-Guide Systems

VOLTERRA

featuring natural alabaster



L **S1-45°**  **M**

VOLTERRA CIRCULAR LED PENDANT - 139668
 16.4" h - 38" dia - 8.8"OD canopy - 70.4 lbs
 1700 EST. DELIVERED LUMENS, 60 WATT, 3000K CCT, 90 CRI,
 120 - 277V INPUT, ELV 0-10 DIMMING

| ITEM # | OAH | FINISH | ACCENT |
|------------|-------------------|---------|----------------|
| 139668-LED | 25" - 100" (STND) | 02 : 82 | Alabaster (AR) |
| | | 05 : 84 | |
| | | 07 : 85 | |
| | | 10 : 86 | |
| | | 14 : 89 | |
| | | 20 : .. | |



Note: Each piece of alabaster is unique with natural variations in color and texture.

L **S1-45°** 

VOLTERRA LINEAR LED PENDANT - 139667
 16.4" h x 51.9" w x 5.3" d - 5.3" X 14.8" canopy - 72.6 lbs
 1930 EST. DELIVERED LUMENS, 57 WATT, 3000K CCT, 90 CRI,
 120 - 277V INPUT, DIMMING: TRIAC (LE) & ELV (TE), 0-10V (120 VOLT ONLY)


| ITEM # | OAH | FINISH | ACCENT |
|------------|----------------------|---------|----------------|
| 139667-LED | 30.7" - 42.6" (SHRT) | 02 : 82 | Alabaster (AR) |
| | 40.7" - 52.1" (STND) | 05 : 84 | |
| | 51.9" - 63.9" (LONG) | 07 : 85 | |
| | | 10 : 86 | |
| | | 14 : 89 | |
| | | 20 : .. | |





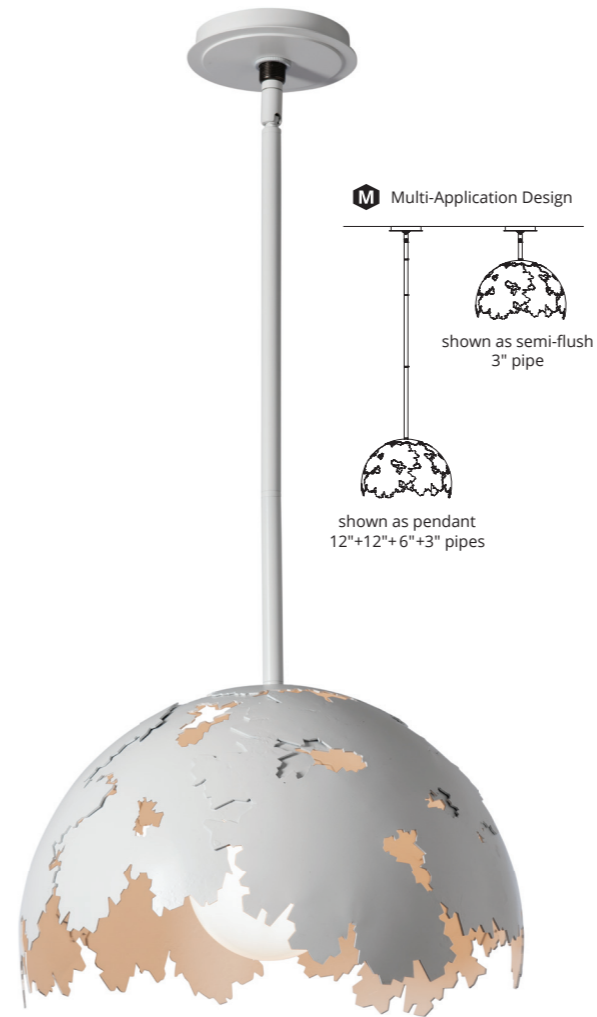
Collections

PANGEA



PANGEA 6-LIGHT LINEAR PENDANT - 131097
 31.1" h x 48.2" w x 10.3" d - 7.5 OD canopy - 102" wire
 21.2 lbs - G9 sockets (6), 5 watt max, G9 LED bulbs

| ITEM # | OAH | FINISH | GLASS |
|------------|----------------------|---------|---------------------------|
| 131097-SKT | 39.7" - 78.8" (MULT) | 02 : 82 | Clear w/ Frosted (YE0352) |
| | Multi-height | 05 : 84 | |
| | stem kit includes: | 07 : 85 | |
| | (9) 12" pipes | 10 : 86 | |
| | (3) 6" pipe | 14 : 89 | |
| | (3) 3" pipe | 20 : 82 | |



PANGEA 1-LIGHT PENDANT - 181072
 9.8" h - 15.3" dia - 5.5" dia canopy - 144" wire - 13.2 lbs
 medium socket (1), 15 watt max, G40 bulb

| ITEM # | OAH | FINISH |
|------------|----------------------|---------|
| 181072-SKT | 15.4" - 57.4" (MULT) | 02 : 82 |
| | Multi-height | 05 : 84 |
| | stem kit includes: | 07 : 85 |
| | (3) 12" pipes | 10 : 86 |
| | (1) 6" pipe | 14 : 89 |
| | (1) 3" pipe | 20 : 82 |



Exclusive Bulb Design — Matte Frosted White, dimmable LED G bulbs. Replacements only available from HF Customer Service, call 888.826.4766.



PANGEA 1-LIGHT SCONCE
201061 - 10.2" h x 10.4" w x 3.8" d - 2.8 lbs
 5" backplate - 5.1" vertical mounting ht
 G9 socket (1), 5 watt max, G9 LED bulb

| ITEM # | FINISH | GLASS |
|------------|---------|---------------------------|
| 201061-SKT | 02 : 82 | Clear w/ Frosted (YE0352) |
| | 05 : 84 | |
| | 07 : 85 | |
| | 10 : 86 | |
| | 14 : 89 | |
| | 20 : 82 | |



Soiva is a third generation, high-quality glassworks company, proudly carrying on a tradition incorporating their inimitable know-how—the foundation of excellence in Venetian glass art for over 60 years. Each phase of development is conducted exclusively within Soiva—from design and hot production to creation of the moulds, through the cutting and polishing processes. Each piece of Soiva’s unique Venetian glass is exquisite.



GLASS BY **SOIVA**
1962

S-45° 🏠 M

MIKA 10-LIGHT PENDANT - 131098
28.3" h x 53.6" w x 9.7" d - 5" x 47" canopy - 42 lbs
candelabra sockets (10), 60 watt max, B bulbs

| ITEM # | OAH | FINISH | GLASS |
|------------|----------------------|---------|----------------|
| 131098-SKT | 30.5" - 75.5" (MULT) | 02 : 82 | Frosted FD0791 |
| | Multi-height | 05 : 84 | |
| | stem kit includes: | 07 : 85 | |
| | (15) 12" pipes | 10 : 86 | |
| | (5) 6" pipe | 14 : 89 | |
| | (5) 3" pipe | 20 : 92 | |

MIKA



GLASS BY **SOIVA**
1962



S.45°   CB

MIKA 2-LIGHT PENDANT - 181070
28.3" h x 9.7" w x 7.2" d
5.5 OD canopy - 120" wire - 6.4 lbs
candelabra sockets (2), 60 watt max, B bulbs


| ITEM # | OAH | FINISH | GLASS |
|------------|--|--------|-------|
| 181070-SKT | 30.6" - 75.6" (MULT) <i>Multi-height</i> <i>stem kit includes:</i> <i>(3) 12" pipes</i> <i>(1) 6" pipe</i> <i>(1) 3" pipe</i> | 02 | 82 |
| | | 05 | 84 |
| | | 07 | 85 |
| | | 10 | 86 |
| | | 14 | 89 |
| | | 20 | |

MIKA 3-LIGHT LARGE SCONCE/SEMI-FLUSH - 201060
11.1" h x 24" w x 8" d - 6.6 lbs - 5.15" dia backplate
11.5" vertical mounting ht - 4.5" horizontal mounting ht
candelabra sockets (3), 15 watt max, B LED bulbs
Note: Can hang vertically, horizontally, or as a semi-flush

| ITEM # | FINISH | GLASS |
|------------|--------|-------|
| 201060-SKT | 02 | 82 |
| | 05 | 84 |
| | 07 | 85 |
| | 10 | 86 |
| | 14 | 89 |
| | | 20 |

CYPRESS



L S-45° M

CYPRESS 5-LIGHT PENDANT - 131540

18.6" h x 56" w x 1.1" d - 5 X 52 canopy - 83.6 lbs
 (5) 350 EST. DELIVERED LUMENS, (5) 6 WATT, 3000K CCT,
 90 CRI, 120 - 277V INPUT, DIMMING: ELV. TRIAC, 0-10V

| ITEM # | OAH | FINISH | GLASS |
|------------|----------------------|---------|-----------------------|
| 131540-LED | 21.6" - 66.6" (MULT) | 02 : 82 | Seeded Clear (I10787) |
| | Multi-height | 05 : 84 | |
| | stem kit includes: | 07 : 85 | |
| | (15) 12" pipes | 10 : 86 | |
| | (5) 6" pipe | 14 : 89 | |
| | (5) 3" pipe | 20 | |



Note: Unique seeded glass panels vary with no two pieces being identical.



L S-45° M

CYPRESS 1-LIGHT PENDANT - 181540

18.9" h x 8" w x 1.1" d - 5.5" canopy - 120" wire - 8.6 lbs
 350 EST. DELIVERED LUMENS, 6 WATT, 3000K CCT,
 90 CRI, 120 - 277V INPUT, DIMMING: ELV. TRIAC, 0-10V

| ITEM # | OAH | FINISH | GLASS |
|------------|----------------------|---------|-----------------------|
| 181540-LED | 22.4" - 67.4" (MULT) | 02 : 82 | Seeded Clear (I10787) |
| | Multi-height | 05 : 84 | |
| | stem kit includes: | 07 : 85 | |
| | (3) 12" pipes | 10 : 86 | |
| | (1) 6" pipe | 14 : 89 | |
| | (1) 3" pipe | 20 | |

S1-45°


shown right: **PASSAGE 8-LIGHT PENDANT - 131080**
 18.1" h x 16.1" w x 52.1" d - 5.0" X 27.0" canopy - 120" wire
 37.6 lbs - candelabra sockets (8), 10 watt max, T bulbs

| ITEM # | OAH | FINISH | GLASS |
|------------|--------------------|---------|------------------|
| 131080-SKT | 25" - 52" (MULT) | 02 : 82 | Clear (ZM0611) |
| | Multi-height | 05 : 84 | Frosted (FD0611) |
| | stem kit includes: | 07 : 85 | |
| | (6) 12" pipes | 10 : 86 | |
| | (2) 6" pipes | 14 : 89 | |
| | (2) 3" pipes | 20 : 89 | |



PASSAGE

M Multi-Application Design



shown as semi-flush
3" pipe

shown as pendant
12"+12"+6"+3" pipes

S-45°

shown left: **PASSAGE 5-LIGHT CIRCULAR PENDANT 131081** - 18.1" h - 30.3" dia - 5.5" OD canopy - 120" wire
 17.6 lbs - candelabra sockets (5), 10 watt max, T bulbs

| ITEM # | OAH | FINISH | GLASS |
|------------|----------------------|---------|------------------|
| 131081-SKT | 25.2" - 52.2" (MULT) | 02 : 82 | Clear (ZM0611) |
| | Multi-height | 05 : 84 | Frosted (FD0611) |
| | stem kit includes: | 07 : 85 | |
| | (3) 12" pipes | 10 : 86 | |
| | (1) 6" pipe | 14 : 89 | |
| | (1) 3" pipe | 20 : 89 | |



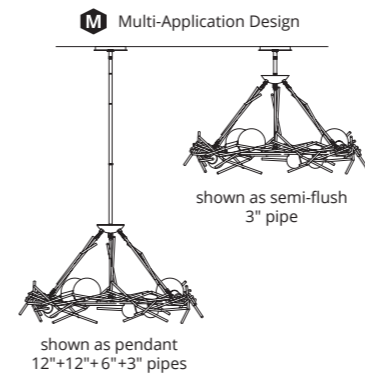
Home icon

PASSAGE 1-LIGHT SCONCE - 201080
 18.1" h x 5.3" w x 4.3" d - 3.4 lbs
 5.3" x 5.3" backplate - 3.5" vertical mounting ht
 candelabra socket (1), 10 watt max, T bulb

| ITEM # | FINISH | GLASS |
|------------|---------|------------------|
| 201080-SKT | 02 : 82 | Clear (ZM0611) |
| | 05 : 84 | Frosted (FD0611) |
| | 07 : 85 | |
| | 10 : 86 | |
| | 14 : 89 | |
| | 20 : 89 | |




BRINDILLE



S-45° CB

BRINDILLE 6-LIGHT CIRCULAR PENDANT - 131088
 19.9" h - 37.3" dia - 6.5 OD canopy - 120" wire - 28.6 lbs
 medium sockets (6), 15 watt max, G25 bulbs (3)
 and 5 watt max, G40 bulbs (3), incl

| ITEM # | OAH | FINISH |
|------------|----------------------|---------|
| 131088-SKT | 25.4" - 67.4" (MULT) | 02 : 82 |
| | Multi-height | 05 : 84 |
| | stem kit includes: | 07 : 85 |
| | (3) 12" pipe | 10 : 86 |
| | (1) 6" pipe | 14 : 89 |
| | (1) 3" pipe | 20 : 89 |



Exclusive Bulb Design — Matte Frosted White, dimmable LED G bulbs. Replacements only available from HF Customer Service, call 888.826.4766.



S•45°

BRINDILLE 8-LIGHT LINEAR PENDANT - 131087

12.1" h x 54.8" w x 17" d - 5.5 X 10.0 canopy - 120" wire
 24.2 lbs - medium sockets (8), 15 watt max, G25 bulbs (6)
 and 5 watt max, G40 bulbs (2), incl

| ITEM # | OAH | FINISH |
|------------|----------------------|---------|
| 131087-SKT | 21.3" - 54.3" (MULT) | 02 : 82 |
| | Multi-height | 05 : 84 |
| | stem kit includes: | 07 : 85 |
| | (6) 12" pipe | 10 : 86 |
| | (2) 6" pipe | 14 : 89 |
| | (2) 3" pipe | 20 : 82 |




Exclusive Bulb Design — Matte Frosted White, dimmable LED G bulbs. Replacements only available from HF Customer Service, call 888.826.4766.

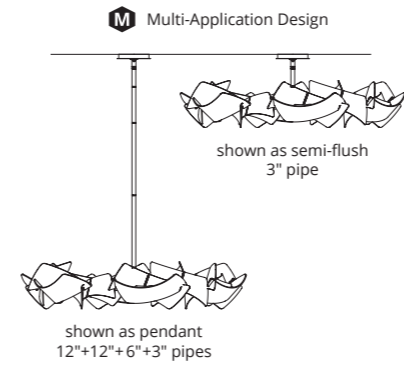
BRINDILLE 4-LIGHT LARGE SCONCE/SEMI-FLUSH 212034

10.1" h x 35" w x 7.9" d - 12 lbs - 5" x 7" backplate
 4.7" vertical mounting ht - 16.5" horizontal mounting ht
 medium sockets (4), 15 watt max, G25 bulbs, incl
Note: Can hang vertically, horizontally, or as a semi-flush

| ITEM # | FINISH |
|------------|---------|
| 212034-SKT | 02 : 82 |
| | 05 : 84 |
| | 07 : 85 |
| | 10 : 86 |
| | 14 : 89 |
| | 20 : 82 |



CREST



CREST 6-LIGHT CIRCULAR PENDANT - 132161
7.8" h - 37.8" dia - 5.5 OD canopy - 120" wire - 24.6 lbs
candelabra sockets (6), 60 watt max, B bulbs

| ITEM # | OAH | FINISH | GLASS |
|------------|---------------------------------|------------|------------------|
| 132161-SKT | 12.2" - 54.2" (MULT) | 02 : 82 | Frosted (FD0790) |
| | Multi-height stem kit includes: | 05 : 84 | |
| | (3) 12" pipes | 07 : 85 | |
| | (1) 6" pipe | 10 : 86 | |
| | (1) 3" pipe | 14 : 89 | |
| | | 20 : | |



CREST 1-LIGHT SCONCE - 201062
13.8" h x 5.4" w x 4" d - 2.7 lbs
5.1" dia backplate - 6.9" vertical mounting ht
G9 socket (1), 5 watt max, G9 LED bulb

| ITEM # | FINISH | GLASS |
|------------|------------|------------------|
| 201062-SKT | 02 : 82 | Frosted (FD0462) |
| | 05 : 84 | |
| | 07 : 85 | |
| | 10 : 86 | |
| | 14 : 89 | |
| | 20 : | |





OPTIC

GLASS BY  Mösser Glass

Unique hand-pressed glass made by a generational, family-owned and operated company in Ohio.



S-45° 

OPTIC 8-LIGHT OVAL PENDANT - 131085

16.3" h x 31.3" w x 50.6" d - 5.5" canopy - 120" wire - 24 lbs
candelabra sockets (8), 40 watt max, B bulbs

| ITEM # | OAH | FINISH | ACCENT | GLASS |
|------------|----------------------|---------|---------|----------------|
| 131085-SKT | 22.8" - 64.8" (MULT) | 02 : 82 | 02 : 82 | Clear (ZM0786) |
| | Multi-height | 05 : 84 | 05 : 84 | |
| | stem kit includes: | 07 : 85 | 07 : 85 | |
| | (3) 12" pipe | 10 : 86 | 10 : 86 | |
| | (1) 6" pipe | 14 : 89 | 14 : 89 | |
| | (1) 3" pipe | 20 : 20 | 20 : 20 | |



TROVE



L S+45° H I M

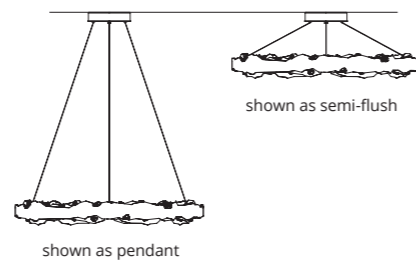
TROVE LED CIRCULAR PENDANT - 139861

4.9" h - 38.2" dia - 8.8 OD canopy - 58 lbs
 2100 EST. DELIVERED LUMENS, 60 WATT, 3000K CCT, 90 CRI,
 120 - 277V INPUT, DIMMING: ELV, TRIAC, 0-10V

| ITEM # | OAH | FINISH | ELEMENT |
|------------|-------------------|---------|--------------|
| 139861-LED | 18" - 100" (STND) | 02 : 82 | Crystal (CR) |
| | | 05 : 84 | |
| | | 07 : 85 | |
| | | 10 : 86 | |
| | | 14 : 89 | |
| | | 20 : 89 | |



M Multi-Application Design



VERTEX



S1+45° H M

VERTEX LARGE PENDANT/SEMI-FLUSH - 131010

9.24" h x 92" w x 77.3" d - 10.5 OD canopy - 60" wire - 15.6 lbs
 medium sockets (4), 60 watt max, A19 bulbs

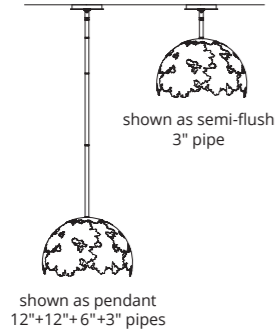
| ITEM # | OAH | FINISH | ACCENT | GLASS |
|------------|---------------------------------|---------|---------|--------------------|
| 131010-SKT | 11.3" - 44.3" (MULT) | 02 : 82 | 02 : 82 | White Art (BB0780) |
| | Multi-height stem kit includes: | 05 : 84 | 05 : 84 | |
| | (6) 12" pipes | 07 : 85 | 07 : 85 | |
| | (2) 6" pipes | 10 : 86 | 10 : 86 | |
| | (2) 3" pipes | 14 : 89 | 14 : 89 | |
| | | 20 : 89 | 20 : 89 | |






Pendants

M Multi-Application Design



 **Exclusive Bulb Design** — Matte Frosted White, dimmable LED G bulbs. Replacements only available from HF Customer Service, call 888.826.4766.

S-45°  **M**

PANGEA 1-LIGHT PENDANT - 181072
9.8" h - 15.3" dia - 5.5" dia canopy - 144" wire - 13.2 lbs
medium socket (1), 15 watt max, G40 bulb

| ITEM # | OAH | FINISH |
|------------|----------------------|---------|
| 181072-SKT | 15.4" - 57.4" (MULT) | 02 : 82 |
| | Multi-height | 05 : 84 |
| | stem kit includes: | 07 : 85 |
| | (3) 12" pipes | 10 : 86 |
| | (1) 6" pipe | 14 : 89 |
| | (1) 3" pipe | 20 |



GLASS BY **SOIVA**
1962

S-45°  **CB**

MIKA 2-LIGHT PENDANT - 181070
28.3" h x 9.7" w x 7.2" d
5.5 OD canopy - 120" wire - 6.4 lbs
candelabra sockets (2), 60 watt max, B bulbs

| ITEM # | OAH | FINISH | GLASS |
|------------|----------------------|---------|----------------|
| 181070-SKT | 30.6" - 75.6" (MULT) | 02 : 82 | Frosted FD0791 |
| | Multi-height | 05 : 84 | |
| | stem kit includes: | 07 : 85 | |
| | (3) 12" pipes | 10 : 86 | |
| | (1) 6" pipe | 14 : 89 | |
| | (1) 3" pipe | 20 | |




L **S-45°**  **M**

CYPRESS 1-LIGHT PENDANT - 181540
18.9" h x 8" w x 1.1" d - 5.5" canopy - 120" wire - 8.6 lbs
350 EST. DELIVERED LUMENS, 6 WATT, 3000K CCT,
90 CRI, 120 - 277V INPUT, DIMMING: ELV. TRIAC, 0-10V
Note: Unique seeded glass panels vary with no two pieces being identical.

| ITEM # | OAH | FINISH | GLASS |
|------------|----------------------|---------|-----------------------|
| 181540-LED | 22.4" - 67.4" (MULT) | 02 : 82 | Seeded Clear (110787) |
| | Multi-height | 05 : 84 | |
| | stem kit includes: | 07 : 85 | |
| | (3) 12" pipes | 10 : 86 | |
| | (1) 6" pipe | 14 : 89 | |
| | (1) 3" pipe | 20 | |



Flush & Semi-Flush



CALLISTO SEMI-FLUSH - 121059
 10.3" h x 28.5" w x 28.5" d - 6.5 lbs - 6.1" dia canopy
 medium sockets (3), 60 watt max, A19 bulbs

alternate view



| ITEM # | FINISH | ELEMENT |
|------------|---------|----------------|
| 121059-SKT | 02 : 82 | Alabaster (AR) |
| | 05 : 84 | |
| | 07 : 85 | |
| | 10 : 86 | |
| | 14 : 89 | |
| | 20 : | |

S1-45°



VERTEX LARGE PENDANT/SEMI-FLUSH - 131010
 9.24" h x 92" w x 77.3" d - 10.5 OD canopy - 60" wire - 15.6 lbs
 medium sockets (4), 60 watt max, A19 bulbs

| ITEM # | OAH | FINISH | ACCENT | GLASS |
|------------|----------------------|---------|---------|--------------------|
| 131010-SKT | 11.3" - 44.3" (MULT) | 02 : 82 | 02 : 82 | White Art (BB0780) |
| | Multi-height | 05 : 84 | 05 : 84 | |
| | stem kit includes: | 07 : 85 | 07 : 85 | |
| | (6) 12" pipes | 10 : 86 | 10 : 86 | |
| | (2) 6" pipes | 14 : 89 | 14 : 89 | |
| | (2) 3" pipes | 20 : | 20 : | |



MIKA 3-LIGHT LARGE SCONCE/SEMI-FLUSH - 201060
 11.1" h x 24" w x 8" d - 6.6 lbs - 5.15" dia backplate
 11.5" vertical mounting ht - 4.5" horizontal mounting ht
 candelabra sockets (3), 15 watt max, B LED bulbs
Note: Can hang vertically, horizontally, or as a semi-flush

| ITEM # | FINISH | GLASS |
|------------|---------|----------------|
| 201060-SKT | 02 : 82 | Frosted FD0791 |
| | 05 : 84 | |
| | 07 : 85 | |
| | 10 : 86 | |
| | 14 : 89 | |
| | 20 : | |



BRINDILLE 4-LIGHT LARGE SCONCE/SEMI-FLUSH 212034 - 10.1" h x 35" w x 7.9" d - 12 lbs - 5" x 7" backplate
 4.7" vertical mounting ht - 16.5" horizontal mounting ht
 medium sockets (4), 15 watt max, G25 bulbs, incl
Note: Can hang vertically, horizontally, or as a semi-flush

| ITEM # | FINISH |
|------------|---------|
| 212034-SKT | 02 : 82 |
| | 05 : 84 |
| | 07 : 85 |
| | 10 : 86 |
| | 14 : 89 |
| | 20 : |




Exclusive Bulb Design — Matte Frosted White, dimmable LED G bulbs. Replacements only available from HF Customer Service, call 888.826.4766.



Sconces

Make a
Splash
in Bath



BRINDILLE 4-LIGHT LARGE SCONCE/SEMI-FLUSH
212034 - 10.1" h x 35" w x 7.9" d - 12 lbs - 5" x 7" backplate
 4.7" vertical mounting ht - 16.5" horizontal mounting ht
 medium sockets (4), 15 watt max, G25 bulbs, incl
Note: Can hang vertically, horizontally, or as a semi-flush

| ITEM # | FINISH |
|------------|----------------|
| 212034-SKT | 02 : 82 |
| | 05 : 84 |
| | 07 : 85 |
| | 10 : 86 |
| | 14 : 89 |
| | 20 : |



Exclusive Bulb Design — Matte Frosted White, dimmable LED G bulbs. Replacements only available from HF Customer Service, call 888.826.4766.

Make a
Splash
in Bath



MIKA 3-LIGHT LARGE SCONCE/SEMI-FLUSH
201060 - 11.1" h x 24" w x 8" d - 6.6 lbs - 5.15" dia backplate
 11.5" vertical mounting ht - 4.5" horizontal mounting ht
 candelabra sockets (3), 15 watt max, B LED bulbs
Note: Can hang vertically, horizontally, or as a semi-flush

| ITEM # | FINISH | GLASS |
|------------|---------|----------------|
| 201060-SKT | 02 : 82 | Frosted FD0791 |
| | 05 : 84 | |
| | 07 : 85 | |
| | 10 : 86 | |
| | 14 : 89 | |
| | 20 : | |

GLASS BY **SOIVA**
1962



CREST 1-LIGHT SCONCE - 201062
 13.8" h x 5.4" w x 4" d - 2.7 lbs
 5.1" dia backplate - 6.9" vertical mounting ht
 G9 socket (1), 5 watt max, G9 LED bulb

| ITEM # | FINISH | GLASS |
|------------|----------------|------------------|
| 201062-SKT | 02 : 82 | Frosted (FD0462) |
| | 05 : 84 | |
| | 07 : 85 | |
| | 10 : 86 | |
| | 14 : 89 | |
| | 20 : | |



PANGEA 1-LIGHT SCONCE - 201061
 10.2" h x 10.4" w x 3.8" d - 2.8 lbs
 5" backplate - 5.1" vertical mounting ht
 G9 socket (1), 5 watt max, G9 LED bulb

| ITEM # | FINISH | GLASS |
|------------|---------|---------------------------|
| 201061-SKT | 02 : 82 | Clear w/ Frosted (YE0352) |
| | 05 : 84 | |
| | 07 : 85 | |
| | 10 : 86 | |
| | 14 : 89 | |
| | 20 : | |



PASSAGE 1-LIGHT SCONCE - 201080

18.1" h x 5.3" w x 4.3" d - 3.4 lbs
 5.3" x 5.3" backplate - 3.5" vertical mounting ht
 candelabra socket (1), 10 watt max, T bulb

| ITEM # | FINISH | GLASS |
|------------|---------|------------------|
| 201080-SKT | 02 : 82 | Clear (ZM0611) |
| | 05 : 84 | Frosted (FD0611) |
| | 07 : 85 | |
| | 10 : 86 | |
| | 14 : 89 | |
| | 20 : | |



BENTO LARGE LED SCONCE - 205956

42" h x 6.5" w x 3.9" d - 19 lbs - 42" x 6.5" backplate
 24.5" vertical mounting ht - 3.3" horizontal mounting ht
 500 EST. DELIVERED LUMENS, 30 WATTS, 3000K CCT, 80 CRI,
 120 - 277V INPUT, DIMMING: LINE VOLTAGE ELV & TRIAC 0-10V
 (120 VOLT ONLY) *Note: Can hang vertically or horizontally*

| ITEM # | FINISH | SHADE |
|------------|---------|---------------------|
| 205956-LED | 02 : 82 | Spun Frost (SH1973) |
| | 05 : 84 | |
| | 07 : 85 | |
| | 10 : 86 | |
| | 14 : 89 | |
| | 20 : | |



GALLERY LARGE LED SCONCE - 217656

59" h x 4.3" w x 3.4" d - 30.6 lbs
 4.1" x 58.2" backplate - 29.5" vertical mounting ht
 1100 EST. DELIVERED LUMENS, 3000K CT, 80 CRI,
 120 - 277V INPUT, DIMMING: LINE VOLTAGE ELV
 & TRIAC 0-10V (120 VOLT ONLY)

| ITEM # | FINISH | ACRYLIC |
|------------|---------|----------------|
| 217656-LED | 02 : 82 | Decaf (ZG0209) |
| | 05 : 84 | |
| | 07 : 85 | |
| | 10 : 86 | |
| | 14 : 89 | |
| | 20 : | |



GALLERY MEDIUM LED SCONCE - 217654

35.4" h x 4.3" w x 3.2" d - 18.4 lbs
 4.1" x 34.6" backplate - 19.4" vertical mounting ht
 800 EST. DELIVERED LUMENS, 30, 3000K CCT, 80 CRI,
 120 - 277V INPUT, DIMMING: LINE VOLTAGE ELV & TRIAC
 0-10V (120 VOLT ONLY)

| ITEM # | FINISH | ACRYLIC |
|------------|---------|----------------|
| 217654-LED | 02 : 82 | Decaf (ZG0198) |
| | 05 : 84 | |
| | 07 : 85 | |
| | 10 : 86 | |
| | 14 : 89 | |
| | 20 : | |



Exterior

REVERE



Custom backplates available.
Please contact Customer
Service for more information.



☔ AL ADA ☾

REVERE SMALL OUTDOOR SCONCE
302038 - 19.1" h x 9.4" w x 4" d - 7.4 lbs
 5.1" x 5.1" backplate - 13.4" vertical mounting ht
 medium socket (1), 75 watt max, Par20 bulb

| ITEM # | FINISH | ACCENT |
|------------|---------|---------|
| 302038-SKT | 02 : 77 | 02 : 77 |
| | 14 : 78 | 14 : 78 |
| | 20 : 80 | 20 : 80 |
| | 75 : 75 | 75 : 75 |



☔ AL ADA ☾

REVERE MEDIUM OUTDOOR SCONCE
302039 - 25.1" h x 10.2" w x 4" d - 8 lbs
 5.1" x 5.1" backplate - 19.4" vertical mounting ht
 medium socket (1), 75 watt max, Par20 bulb

| ITEM # | FINISH | ACCENT |
|------------|---------|---------|
| 302039-SKT | 02 : 77 | 02 : 77 |
| | 14 : 78 | 14 : 78 |
| | 20 : 80 | 20 : 80 |
| | 75 : 75 | 75 : 75 |

☔ AL ADA ☾

REVERE LARGE OUTDOOR SCONCE
302040 - 32.4" h x 12.4" w x 4" d - 9.5 lbs
 5.4" x 5.1" backplate - 26" vertical mounting ht
 medium sockets (2), 75 watt max, Par20 bulbs

| ITEM # | FINISH | ACCENT |
|------------|---------|---------|
| 302040-SKT | 02 : 77 | 02 : 77 |
| | 14 : 78 | 14 : 78 |
| | 20 : 80 | 20 : 80 |
| | 75 : 75 | 75 : 75 |

TRIOMPHE



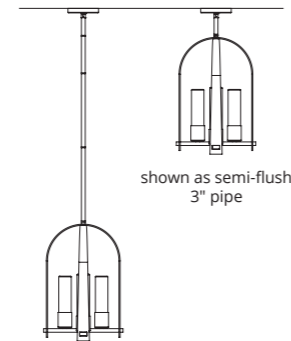
TRIOMPHE OUTDOOR LANTERN - 364030
 19.5" h - 13" w x 13" d - 5.0 OD canopy - 120" wire - 9 lbs
 candelabra sockets (4), 60 watt max, B bulbs

| ITEM # | OAH | FINISH | GLASS |
|------------|----------------------|---------------------------------------|--|
| 364030-SKT | 21.6" - 54.6" (MULT) | 02 : 77 14 : 78 20 : 80 75 : | Opal (GG0392) Seeded Clear (II0392) |

Multi-height stem kit includes:
 (2) 12" pipes
 (1) 6" pipe
 (1) 3" pipe



M Multi-Application Design



shown as semi-flush
3" pipe

shown as pendant
12"+12"+6"+3" pipes



TRIOMPHE POST LIGHT - 342030
 21.5" h x 13" w x 13" d - 7.4 lbs - 3" round collar
 candelabra sockets (4), 60 watt max, B bulbs

| ITEM # | FINISH | GLASS |
|------------|---------------------------------------|--|
| 342030-SKT | 02 : 77 14 : 78 20 : 80 75 : | Opal (GG0392) Seeded Clear (II0392) |

Post and optional accessories below sold separately.
 Offered in all coordinating exterior finish options
 (02, 02, 14, 20, 75, 77, 78, 80):

84" H X 3" DIA DIRECT BURIAL POST - 390272

71" H X 3" DIA POST - 390271

4.3" H X 5.5" DIA PIER MOUNT - 390013

.9" H X 6.3" DIA BASE COVER - 390025



TRIOMPHE MEDIUM OUTDOOR SCONCE
302031 - 24" h x 9.5" w x 4.6" d - 11.6 lbs
 24" x 9.5" backplate - 12" vert mounting ht
 medium socket (1), 60 watt max, B bulb

| ITEM # | FINISH | GLASS |
|------------|---------------------------------------|--|
| 302031-SKT | 02 : 77 14 : 78 20 : 80 75 : | Opal (GG0781) Seeded Clear (II0781) |



TRIOMPHE LARGE OUTDOOR SCONCE
302032 - 27.2" h x 10.7" w x 5.2" d - 14.8 lbs
 27.2" x 10.7" backplate - 13.6" vert mounting ht
 medium socket (1), 100 watt max, A19 bulb

| ITEM # | FINISH | GLASS |
|------------|---------------------------------------|--|
| 302032-SKT | 02 : 77 14 : 78 20 : 80 75 : | Opal (GG0783) Seeded Clear (II0783) |



TRIOMPHE SMALL OUTDOOR SCONCE
302030 - 16" h x 6.3" w x 3.2" d - 4 lbs
 16" x 6.3" backplate - 8" vert mounting ht
 candelabra socket (1), 60 watt max, B bulb

| ITEM # | FINISH | GLASS |
|------------|---------------------------------------|--|
| 302030-SKT | 02 : 77 14 : 78 20 : 80 75 : | Opal (GG0392) Seeded Clear (II0392) |

SUMMIT



☂ AL ADA

SUMMIT SMALL OUTDOOR SCONCE
302045 - 18.7" h x 7.9" w x 6.3" d - 7.4 lbs
 12" x 5.5" backplate - 8.4" vertical mounting ht
 medium socket (1), 60 watt max, B bulb

| ITEM # | FINISH | GLASS |
|------------|---------|------------------|
| 302045-SKT | 02 : 77 | Clear (ZM0792) |
| | 14 : 78 | Frosted (FD0792) |
| | 20 : 80 | |
| | 75 : | |



☂ AL ADA

SUMMIT LARGE OUTDOOR SCONCE
302047 - 34" h x 11.1" w x 8.5" d - 17.4 lbs
 15" x 5.5" backplate - 11.7" vertical mounting ht
 medium socket (1), 75 watt max, A15 bulb

| ITEM # | FINISH | GLASS |
|------------|---------|------------------|
| 302047-SKT | 02 : 77 | Clear (ZM0794) |
| | 14 : 78 | Frosted (FD0794) |
| | 20 : 80 | |
| | 75 : | |



☂ AL ADA

SUMMIT MEDIUM OUTDOOR SCONCE
302046 - 27.3" h x 9.8" w x 7.5" d - 11.6 lbs
 12" x 5.5" backplate - 12.2" vertical mounting ht
 medium socket (1), 60 watt max, B bulb

| ITEM # | FINISH | GLASS |
|------------|---------|------------------|
| 302046-SKT | 02 : 77 | Clear (ZM0793) |
| | 14 : 78 | Frosted (FD0793) |
| | 20 : 80 | |
| | 75 : | |

SHADOW BOX WITH SLATE



AL ADA

SHADOW BOX SMALL W/SLATE OUTDOOR SCONCE - 302600

8.5" h x 7" w x 4" d - 4.4 lbs
4.6" x 4.6" backplate - 5" vertical mounting ht
medium socket (1), 60 watt max, A15 bulb

| ITEM # | FINISH | ACCENT | GLASS |
|------------|---------|------------|----------------|
| 302600-SKT | 02 : 77 | Slate (SL) | Clear (ZM0546) |
| | 14 : 78 | | |
| | 20 : 80 | | |
| | 75 : .. | | |



AL ADA

SHADOW BOX MEDIUM W/SLATE OUTDOOR SCONCE - 302602

11.7" h x 10" w x 4" d - 6 lbs
4.6" x 4.6" backplate - 5.6" vertical mounting ht
medium socket (1), 60 watt max, A15 bulb

| ITEM # | FINISH | ACCENT | GLASS |
|------------|---------|------------|----------------|
| 302602-SKT | 02 : 77 | Slate (SL) | Clear (ZM0546) |
| | 14 : 78 | | |
| | 20 : 80 | | |
| | 75 : .. | | |



AL ADA

SHADOW BOX LARGE W/SLATE OUTDOOR SCONCE - 302604

21.2" h x 7.5" w x 4" d - 7.8 lbs
4.6" x 4.6" backplate - 5.5" vertical mounting ht
medium socket (1), 60 watt max, A15 bulb

| ITEM # | FINISH | ACCENT | GLASS |
|------------|---------|------------|----------------|
| 302604-SKT | 02 : 77 | Slate (SL) | Clear (ZM0546) |
| | 14 : 78 | | |
| | 20 : 80 | | |
| | 75 : .. | | |



☔ AL

SHADOW BOX TALL W/SLATE OUTDOOR SCONCE
302606 - 34" h x 10" w x 4.4" d - 14.4 lbs
 11.3" x 4.9" backplate - 17.5" vertical mounting ht
 medium sockets (2), 60 watt max, B (wet location) bulbs

| ITEM # | FINISH | ACCENT | GLASS |
|------------|---------|------------|----------------|
| 302606-SKT | 02 : 77 | Slate (SL) | Clear (ZM0546) |
| | 14 : 78 | | |
| | 20 : 80 | | |
| | 75 : .. | | |



☔ AL

SHADOW BOX EXTRA TALL W/SLATE OUTDOOR SCONCE
302609 - 45" h x 13" w x 5.4" d - 23.4 lbs
 12.8" x 4.9" backplate - 23" vertical mounting ht
 medium sockets (2), 60 watt max, A19 bulbs

| ITEM # | FINISH | ACCENT | GLASS |
|------------|---------|------------|----------------|
| 302609-SKT | 02 : 77 | Slate (SL) | Clear (ZM0736) |
| | 14 : 78 | | |
| | 20 : 80 | | |
| | 75 : .. | | |



☔ AL

SHADOW BOX SMALL OUTDOOR FLUSH MOUNT
363100
 4" h - 12" square - 6" x 6" canopy - 7.4 lbs
 medium sockets (2), 60 watt max, A15 bulbs

| ITEM # | FINISH | ACCENT | GLASS |
|------------|---------|---------|---------------|
| 363100-SKT | 02 : 77 | 02 : 77 | Opal (GG0784) |
| | 14 : 78 | 14 : 78 | |
| | 20 : 80 | 20 : 80 | |
| | 75 : .. | 75 : .. | |



☔ AL

SHADOW BOX LARGE OUTDOOR FLUSH MOUNT
363102
 4.6" h - 16.1" square - 8" x 8" canopy - 15.2 lbs
 medium sockets (4), 60 watt max, A15 bulbs


| ITEM # | FINISH | ACCENT | GLASS |
|------------|---------|---------|---------------|
| 363102-SKT | 02 : 77 | 02 : 77 | Opal (GG0785) |
| | 14 : 78 | 14 : 78 | |
| | 20 : 80 | 20 : 80 | |
| | 75 : .. | 75 : .. | |

ELEMENT



ELEMENT SMALL OUTDOOR SCONCE
302034 - 19" h x 6" w x 4.5" d - 3.6 lbs
 5" x 5" backplate - 14.6" vertical mounting ht
 medium socket (1), 75 watt max, Par20 bulb

| ITEM # | FINISH |
|------------|----------------|
| 302034-SKT | 02 : 77 |
| | 14 : 78 |
| | 20 : 80 |
| | 75 : .. |



ELEMENT MEDIUM OUTDOOR SCONCE
302035 - 25" h x 7" w x 4.5" d - 5.6 lbs
 11" x 5" backplate - 17.6" vertical mounting ht
 medium socket (1), 75 watt max, Par20 bulb

| ITEM # | FINISH |
|------------|---------|
| 302035-SKT | 02 : 77 |
| | 14 : 78 |
| | 20 : 80 |
| | 75 : .. |



ELEMENT LARGE OUTDOOR SCONCE
302036 - 30.5" h x 8" w x 5" d - 7.6 lbs
 11" x 5" backplate - 22.9" vertical mounting ht
 medium socket (2), 75 watt max, Par20 bulb

| ITEM # | FINISH |
|------------|----------------|
| 302036-SKT | 02 : 77 |
| | 14 : 78 |
| | 20 : 80 |
| | 75 : .. |

GALLERY



**GALLERY SMALL
OUTDOOR SCONCE - 307650**

24.3" h x 5.5" w x 4.1" d - 7.6 lbs
23.1" x 5" backplate - 12.1" vert. mounting ht
GU10 sockets (2), 50 watt max
MR16 reflector bulbs

| ITEM # | FINISH | ACRYLIC |
|------------|---------|----------------|
| 307650-SKT | 02 : 77 | White (ZZ0202) |
| | 14 : 78 | |
| | 20 : 80 | |
| | 75 : .. | |



GALLERY OUTDOOR SCONCE

307651 - 35.9" h x 5.5" w x 4.1" d - 10.6 lbs
34.6" x 5.1" backplate - 17.8" vert. mounting ht
GU10 sockets (2), 50 watt max
MR16 reflector bulbs

| ITEM # | FINISH | ACRYLIC |
|------------|---------|----------------|
| 307651-SKT | 02 : 77 | White (ZZ0198) |
| | 14 : 78 | |
| | 20 : 80 | |
| | 75 : .. | |



**GALLERY LARGE
OUTDOOR SCONCE - 307653**

59.5" h x 5.5" w x 4.1" d - 17 lbs
58.2" x 5" backplate - 29.8" vert. mounting ht
GU10 sockets (2), 50 watt max
MR16 reflector bulbs

| ITEM # | FINISH | ACRYLIC |
|------------|---------|----------------|
| 307653-SKT | 02 : 77 | White (ZZ0209) |
| | 14 : 78 | |
| | 20 : 80 | |
| | 75 : .. | |



Lamps & Tables



ZEN TABLE LAMP - 272117
 28.5" h - 18.5" dia - 53.8 lbs - Dimmer
 medium socket (1), 60 watt max, A19 bulb

| ITEM # | FINISH | ACCENT |
|------------|----------------|-------------------|
| 272117-SKT | 02 : 82 | Lilac Marble (ML) |
| | 05 : 84 | |
| | 07 : 85 | |
| | 10 : 86 | |
| | 14 : 89 | |
| | 20 : .. | |



As a natural material, the marble features variations in veining and color from piece to piece.

RIVULET TABLE LAMP - 272112
 31.1" h - 18" dia - 22 lbs - Dimmer
 medium socket (1), 60 watt max, A19 bulb


| ITEM # | FINISH | ACCENT | SHADE |
|------------|---------|-------------------|-----------------------|
| 272112-SKT | 02 : 82 | Lilac Marble (ML) | Natural Anna (SF1810) |
| | 05 : 84 | | |
| | 07 : 85 | | |
| | 10 : 86 | | |
| | 14 : 89 | | |
| | 20 : .. | | |





CREST TABLE LAMP - 272111
 19.8" h x 18.5" w x 11.6" d - 11.4 lbs - Dimmer
 G9 socket (1), 5 watt max, G9 LED bulb


| ITEM # | FINISH | GLASS |
|------------|----------------|---------------|
| 272111-SKT | 02 : 82 | Opal (GG0761) |
| | 05 : 84 | |
| | 07 : 85 | |
| | 10 : 86 | |
| | 14 : 89 | |
| | 20 : .. | |




PANGEA TABLE LAMP - 272119
 27.3" h - 22" dia - 8.4 lbs - Dimmer
 medium socket (1), 60 watt max, A19 bulb


PANGEA TABLE LAMP - 272119
 27.3" h - 22" dia - 8.4 lbs - Dimmer
 medium socket (1), 60 watt max, A19 bulb

| ITEM # | FINISH | BASE | SHADE |
|------------|----------------|----------------|-----------------------|
| 272119-SKT | 02 : 82 | 02 : 82 | Natural Anna (SF2210) |
| | 05 : 84 | 05 : 84 | |
| | 07 : 85 | 07 : 85 | |
| | 10 : 86 | 10 : 86 | |
| | 14 : 89 | 14 : 89 | |
| | 20 : .. | 20 : .. | |


PANGEA TALL TABLE LAMP - 272120
 32.6" h - 18" dia - 9.6 lbs - Dimmer
 medium socket (1), 60 watt max, A19 bulb

| ITEM # | FINISH | ACCENT | SHADE |
|------------|----------------|---------|-----------------------|
| 272120-SKT | 02 : 82 | 02 : 82 | Natural Anna (SF1810) |
| | 05 : 84 | 05 : 84 | |
| | 07 : 85 | 07 : 85 | |
| | 10 : 86 | 10 : 86 | |
| | 14 : 89 | 14 : 89 | |
| | 20 : .. | 20 : .. | |





Featuring a unique finial.



CAMBRIAN TABLE LAMP - 272115

35.3" h - 22" dia - 12.4 lbs - Dimmer
medium socket (1), 60 watt max, A19 bulb

| ITEM # | FINISH | ACCENT | SHADE |
|------------|---------|------------|-----------------------|
| 272115-SKT | 02 : 82 | Slate (SL) | Natural Anna (SF2210) |
| | 05 : 84 | | |
| | 07 : 85 | | |
| | 10 : 86 | | |
| | 14 : 89 | | |
| | 20 : .. | | |



CYPRESS TABLE LAMP - 272121

34.4" h - 20" dia - 21.2 lbs - Dimmer
medium socket (1), 60 watt max, A19 bulb

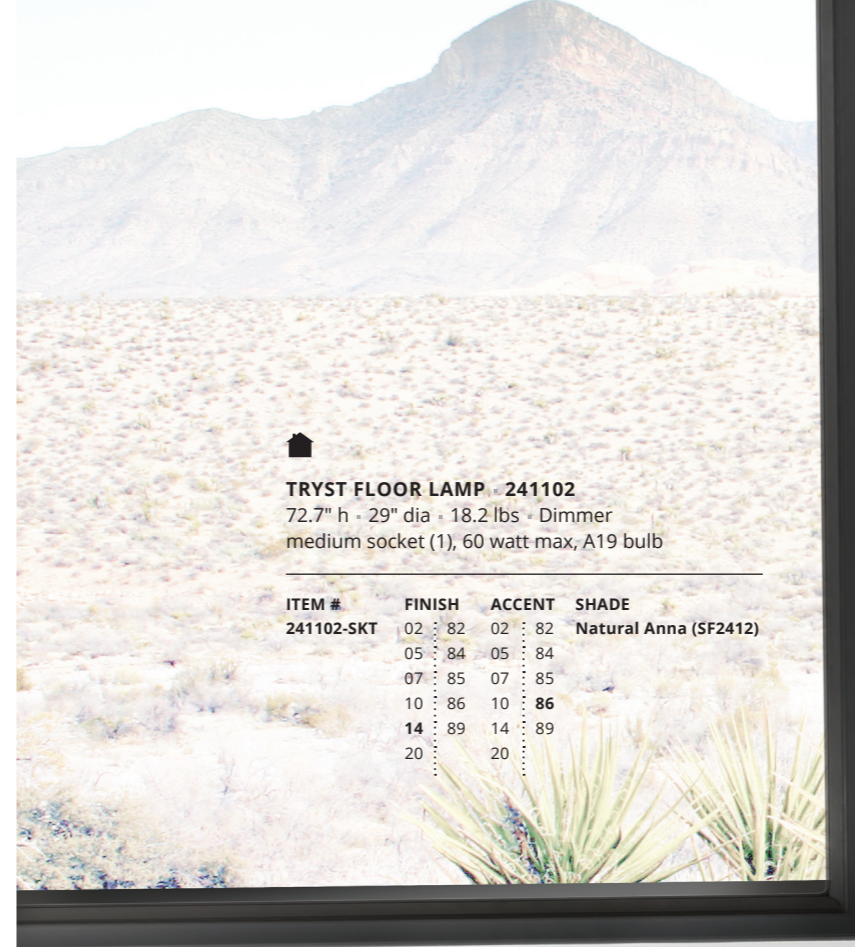
| ITEM # | FINISH | BASE | SHADE |
|------------|---------|---------|-----------------------|
| 272121-SKT | 02 : 82 | 02 : 82 | Natural Anna (SF2021) |
| | 05 : 84 | 05 : 84 | |
| | 07 : 85 | 07 : 85 | |
| | 10 : 86 | 10 : 86 | |
| | 14 : 89 | 14 : 89 | |
| | 20 : 20 | 20 : .. | |



TRYST FLOOR LAMP - 241102

72.7" h - 29" dia - 18.2 lbs - Dimmer
medium socket (1), 60 watt max, A19 bulb

| ITEM # | FINISH | ACCENT | SHADE |
|------------|---------|---------|-----------------------|
| 241102-SKT | 02 : 82 | 02 : 82 | Natural Anna (SF2412) |
| | 05 : 84 | 05 : 84 | |
| | 07 : 85 | 07 : 85 | |
| | 10 : 86 | 10 : 86 | |
| | 14 : 89 | 14 : 89 | |
| | 20 : .. | 20 : .. | |





PULSE FLOOR LAMP - 241100

62.2" h x 15.1" w x 13" d - 29.2 lbs

1200 EST. DELIVERED LUMENS, 19.5W, 3000K CCT, 90 CRI,
100 - 277V INPUT, DIMMING: ELV, TRIAC, 0-10V

| ITEM # | FINISH | GLASS |
|------------|---------|---------------------------------|
| 241100-LED | 02 : 82 | Clear Fluted over Opal (ZM0776) |
| | 05 : 84 | |
| | 07 : 85 | |
| | 10 : 86 | |
| | 14 : 89 | |
| | 20 : 82 | |



PULSE TABLE LAMP - 272116

17.1" h x 26.4" w x 7.5" d - 17 lbs

650 EST. DELIVERED LUMENS, 8.5 W, 3000K CCT, 90 CRI,
120 - 277V INPUT, DIMMING: ELV, TRIAC, 0-10V

| ITEM # | FINISH | GLASS |
|------------|---------|---------------------------------|
| 272116-LED | 02 : 82 | Clear Fluted over Opal (ZM0776) |
| | 05 : 84 | |
| | 07 : 85 | |
| | 10 : 86 | |
| | 14 : 89 | |
| | 20 : 82 | |



PRESSION TABLE LAMP - 272102

24.5" h x 15.2" w x 9.5" d - 15.6 lbs

400 EST. DELIVERED LUMENS, 4.3 WATTS, 3000K CCT, 90 CRI,
120 - 277V INPUT, DIMMING: ELV, TRIAC, 0-10V

| ITEM # | FINISH | LEATHER | GLASS |
|------------|---------|--------------------|---|
| 272102-LED | 02 : 82 | British Brown (LB) | Clear Crackle (CK0700) Opal (GG0700) |
| | 05 : 84 | Chestnut (LC) | |
| | 07 : 85 | Black (LK) | |
| | 10 : 86 | | |
| | 14 : 89 | | |
| | 20 : 82 | | |



PRESSION LEATHER OPTIONS:



British Brown Chestnut Black

Please note that natural color variations will occur with genuine leather. Characteristics will differ from hide to hide with how each hide absorbs the dye.



CHRYSLIS designs are available with matte Black or White crystals.



White Crystal



Black Crystal



shown left: **CHRYSLIS TORCHIERE - 241101**
74.4" h x 17.1" w x 12" d - 39.6 lbs
Dimmer - G9 socket (3), 5 watt max, G9 LED bulbs

| ITEM # | FINISH | GLASS |
|------------|------------|----------------|
| 241101-SKT | 02 : 82 | White (WP0756) |
| | 05 : 84 | Black (BP0756) |
| | 07 : 85 | |
| | 10 : 86 | |
| | 14 : 89 | |
| | 20 : | |




SERENITY TABLE LAMP - 272113
15.8" h x 18.2" w x 8" d - 18.2 lbs - Dimmer
medium socket (1), 60 watt max, A19 bulbs (2)

| ITEM # | FINISH | GLASS |
|------------|------------|---------------|
| 272113-SKT | 02 : 82 | Opal (GG0759) |
| | 05 : 84 | |
| | 07 : 85 | |
| | 10 : 86 | |
| | 14 : 89 | |
| | 20 : | |



YOKI TABLE LAMP - 272110
11.3" h x 7.5" w x 8.3" d - 2.4 lbs
medium socket (1), 60 watt max, G40 bulb
Note: Features an inline switch

| ITEM # | FINISH |
|------------|------------|
| 272110-SKT | 02 : 82 |
| | 05 : 84 |
| | 07 : 85 |
| | 10 : 86 |
| | 14 : 89 |
| | 20 : |



Have some fun with Custom Colors!
Contact your local HF Sales Rep or call
Customer Service 888.826.4766




BRINDILLE RING LAMP - 272114
 36.6" h x 36.6" w x 11.6" d - 26.8 lbs - Dimmer
 G9 socket (2), 5 watt max, G9 LED bulbs

| ITEM # | FINISH | GLASS |
|------------|--|----------------|
| 272114-SKT | 02 : 82 05 : 84 07 : 85 10 : 86 14 : 89 20 : | Shell (GS0764) |



VERTEX FLOOR LAMP - 241103
 83.1" h x 56" w x 13.5" d - 31.8 lbs - Dimmer
 medium socket (1), 60 watt max, A19 bulb

| ITEM # | FINISH | SHADE | GLASS |
|------------|---|--|--------------------|
| 241103-SKT | 02 : 82 05 : 84 07 : 85 10 : 86 14 : 89 20 : | 02 : 82 05 : 84 07 : 85 10 : 86 14 : 89 20 : | White Art (BB0780) |



CELEBRATING 50 YEARS



VERMONT USA · PHONE 888.826.4766 · HUBBARDTONFORGE.COM

All Designs & Images ©1989–2024 Hubbardton Forge, LLC. All Rights Reserved. Hubbardton Forge is the registered trademark of Hubbardton Forge, LLC.